


# Transformer Protection

Amp-Trap® CS-3 Series and 9F60/9F62 Series

## MEDIUM VOLTAGE FUSES

2.75kV, 5.5kV, 8.25kV, 15.5kV, 25.8kV AND 38kV  
FERRULE MOUNTED FUSES



Mersen fuses for the protection of transformers and distribution lines deliver overload and short circuit protection. These current-limiting fuses will melt at current that can be as low as 1.7 times the fuse current ratings up to its maximum interrupting rating. These fuses are designed to withstand the transformer magnetizing inrush current. They have 2 (size C), 3 (size D) and 4 (size E) inch diameter barrels with ferrules and are mounted in spring reinforced clips.

### FEATURES/BENEFITS:

- Amp-Trap CS-3 and 9F62 series are UL listed for compatibility with UL listed equipment.
- Ferrule mounting for standard clips and interchangeability with other brands of fuses.
- Current-limiting for superior equipment protection.
- Non-venting for silent operation.
- Metal embossed catalog number and manufacturing date for lasting identification.
- Outdoor usage for the 9F62 and 9F60 type EJO.
- Blown-fuse indicator to give positive identification of open fuse:
  - Amp-Trap, 2" Barrel: 1 lb tripped force - 0.19 inch
  - Amp-Trap, 3" Barrel: 1 lb tripped force - 0.44 inch
  - Amp-Trap, 3" Barrel, Striker: 5 lb tripped force - 1 inch
  - 9F60/9F62: 0.125 lb tripped force - 0.20 inch
- Accessories - see Section FB

### RATINGS

- See next page for listing

### HIGHLIGHTS:

- E-Rated
- UL listed
- Outdoor use



### APPLICATIONS:

- Protection for 2.4kV to 34.5kV transformers or distribution systems.

### APPROVALS:

- Some UL listed to standard File E143362



## DEFINITIONS:

**General Purpose Current-Limiting Fuses** (Per IEEE Std C37.41-2016):

A general purpose current-limiting fuse is one that is capable of interrupting all currents, from its rated maximum interrupting current down to a low value equal to the current that causes melting of the fuse elements in one hour or more, under specified conditions.

**E-Rating:** E-Rated fuses operate as follows (Per IEEE C37.42-2016):

- 100E or less – must melt in 300 seconds (5 mins.) at 200 to 240% of E (ampere) rating.
- Over 100E – must melt in 600 seconds (10 mins.) at 220 to 264% of E (ampere) rating.
- Example: A 100E fuse must melt in 300 seconds with an applied current of 200 to 240 amperes.

## Power Distribution Fuses:

Defines fuses designed prior to the time where the ANSI standards defined the term “General Purpose” and do not meet all of the general purpose definition. These fuses are capable of interrupting all currents above 2.2 to 3 times the fuse’s rated current up to its maximum interrupting rating.

## FERRULE MOUNTED FUSES

**Amp-Trap CS-3 Series:** (Indoors or outdoors in a weatherproof enclosure)

A055F: 5.5kV – AC: 5E to 450E – 63kA I.R. Sym

A825X: 8.25kV – AC: 10E to 200E – 70kA I.R. Sym

A155F: 15.5kV – AC: 5E to 200E – 50 kA I.R. Sym

**9F62 Series Type EJO-1:** (Indoors and outdoors, to 80kA)

9F62: 5.5kV – AC: 25A to 450A – 50kA IR Sym

9F62: 8.3kV – AC: 20A to 250A – 50 kA IR Sym

9F62: 15.5kV – AC: 20A to 200A – 50 kA IR Sym



**9F60 Series Type EJO-1:** (Indoors and outdoors)

9F60: 2.75kV – AC: 1E to 200E – 50kA IR Sym

9F60: 5.5kV – AC: 0.5E to 200E – 50kA IR Sym

9F60: 8.25kV – AC: 0.5E to 200E – 50kA IR Sym

9F60: 15.5kV – AC: 0.5E to 100E – 50kA to 120kA IR Sym

9F60: 25.8kV – AC: 0.5E to 100E – 25kA to 35kA IR Sym

9F60: 38kV – AC: 1E to 80E – 13kA to 26kA IR Sym



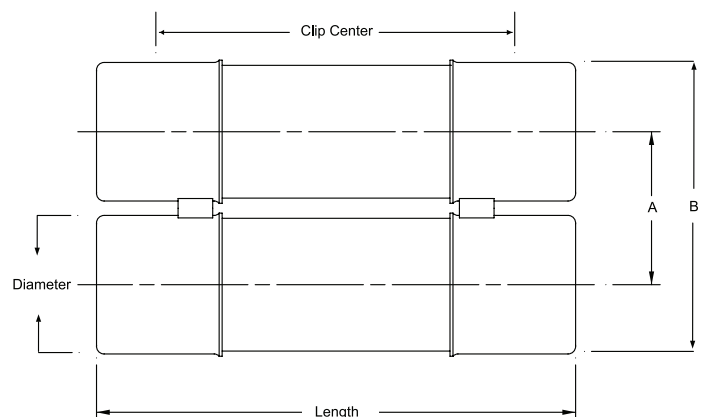
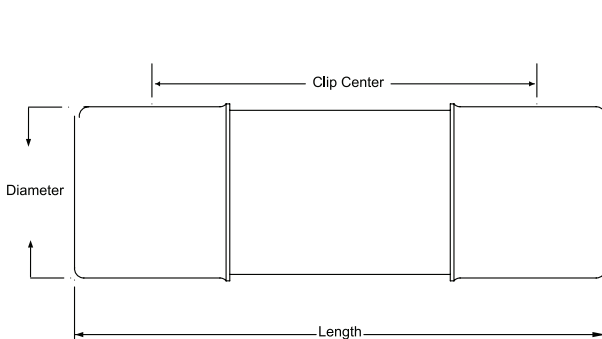
**9F60 Series Type EJ-1:** (Indoors or outdoors in a weatherproof enclosure)

9F60: 2.75kV – AC: 1E to 200E – 47kA to 52kA IR Sym

9F60: 5.5kV – AC: 0.5E to 25E – 63kA IR Sym

9F60: 15.5kV – AC: 2E to 175E – 31kA to 82kA IR Sym

9F60: 25.8kV – AC: 0.5E to 2E – 35kA IR Sym



9F series      A = 3.31 inches (84mm)

9F series      B = 6.16 inches (160mm)

Amp-Trap series A = 3.63 inches (92 mm)

Amp-Trap series B = 6.63 inches (169 mm)

## 38kV FERRULE MOUNTED FUSES:

### 38kV Power Distribution fuses – 9F60 Series, E-Rated EJO-1

27" (686 mm) Clip Centers - Suitable for use indoors or outdoors



Catalog No.	Amp Rating	No. of Barrels	Indicating	Diameter Inches (mm)	Length Inches (mm)	Max Voltage	Max IR RMS Sym	Fuse Support Indoor (EK-1)	Fuse Support Outdoor (EK0-1)	Fuse Disconnect Indoor (EK-3)	Fuse Disconnect Outdoor (EK0-3)
9F60FPK001	1E	1	Yes	3 (76.2)	30.81 (783)	38 kV	26kA*	-	9F61CJN309	-	9F61CJN310
9F60FPK002	2E										
9F60FPK003	3E										
9F60FPK005	5E										
9F60FPK007	7E										
9F60FPK010	10E										
9F60FPK015	15E	1	Yes	3 (76.2)	30.81 (783)	38 kV	13kA	-	9F61CJN309	-	9F61CJN310
9F60FPK020	20E										
9F60FPK025	25E										
9F60FPK030	30E										
9F60FPK040	40E	2	Yes	3 (76.2)	30.81 (783)	38 kV	13kA	-	9F61CJN409	-	9F61CJN410
9F60HPK050	50E										
9F60HPK065	65E										
9F60HPK080	80E	1	No	3 (76.2)	30.81 (783)	38 kV	26kA*	-	9F61CJN309	-	9F61CJN310
9F60FPT001	1E										
9F60FPT002	2E										
9F60FPT003	3E										
9F60FPT005	5E										
9F60FPT007	7E										
9F60FPT010	10E	1	No	3 (76.2)	30.81 (783)	38 kV	13kA	-	9F61CJN309	-	9F61CJN310
9F60FPT015	15E										
9F60FPT020	20E										
9F60FPT025	25E										
9F60FPT030	30E										
9F60FPT040	40E	2	No	3 (76.2)	30.81 (783)	38 kV	13kA	-	9F61CJN409	-	9F61CJN410
9F60HPT050	50E										
9F60HPT065	65E										
9F60HPT080	80E										

\* These fuses were designed and originally tested at a higher maximum interrupting rating value. Consult factory for further information.

© 2024 Mersen. All rights reserved. Mersen reserves the right to change, update, or correct, without notice, any information contained in this datasheet.